

English

Key Text: Pirate Pete - Kim Kennedy

1 - Listen to the story



<https://www.youtube.com/watch?v=VBeeo09Zgd4>

2 - Make a range of maps using the story. What would you call them? What adjectives can you use to describe them?

Spellings

Follow the spellings for the week already shared in your Learning Log..

Challenge - can you write a sentence using each word?

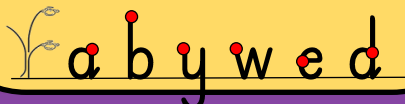
Phonics

- Everyday, Ruth Miskin releases a daily phonics session – these are the same sounds as we normally do in school. Click this link: https://www.youtube.com/channel/UCo7fbLgY2oA_cFCIq9GdxtQ and follow the daily session. Then, spend some time practicing writing, saying, and discovering words that utilise the sound!
- Everyday watch the video under the 'Read and hold a sentence' section. Choose a different one daily.

Learn the alphabet - letter names


<https://www.youtube.com/watch?>

=XC6wQQHo8uU



Home Learning Newsletter

Pirate Pete



Hello Year 1, hope you all had a fantastic Christmas. Thank you so much for all our lovely gifts. We hope you enjoy the activities over the next few days. If you would like to share any of your work, we would love to see it! You can do this via twitter or through the admin@akleyvaleprimary.org.

Take care and stay safe. Hope to see you again soon, we really miss you.

Year 1 Team

Miss Raku, Mrs Johnson, Miss Wylie, Miss Gritt and Mrs Dickson

Maths2-D and 3-D Shapes

Can you find basic 2-D and 3-D shapes around your house? How could you group them? What do you notice about the shapes?

Counting Challenge

Can you count to 20 forwards and backwards?

Can you count on or back from any number?

Maths Learning

Practice writing your numbers to 10 in numerals and words.

1 2 3 4 5 6 7 8 9 10

2-D and 3-D ShapeCurriculum

Make a range of maps linking it to Pirate Pete. Think about what you would need to include in the key for your map.

* If you have done your homework, please email it in. We would love to see it.

Aa Bb Cc Dd Ee Ff Gg Hh Ii Jj Kk Ll Mm Nn Oo Pp Qq Rr Ss Tt Uu Vv Ww Xx Yy Zz

Timetable

Monday

Tuesday

Wednesday

Thursday

Friday

English

Listen to the story Pirate Pete.
Can you make your own Candy Island using biscuits and sweets? Draw your Candy Island. Can you name and write a description about it.

Imagine you are the dragon on dragon island and your egg has just been taken away. How would you be feeling? What could you do to get it back? Write a letter to Pirate Pete.

Pirate comprehension.
Read the text and answer the questions using the text to help you.

Flashback 4

Flashback 4

Flashback 4

<https://www.youtube.com/watch?v=guNdJ5MIXIA>

<https://www.youtube.com/watch?v=guNdJ5MIXIA>

<https://www.youtube.com/watch?v=CYVmmTaqIPU>

Mathematics

Repeating patterns in 2D shapes. Challenge - can you make your own?

Identify 2D and 3D shapes.
See resource pack for word bank.































3D shape properties. Use video to help you.
See resource pack.

Curriculum

Look at Clover Island from the story. Can you design your own Clover island treasure map? Where would the pot of gold be? What clues would you give the Leprechauns to find

Can you make your own Dragon Island map? Use the word bank in resource pack to help you. What kind of things would a dragon need?
Remember to make a key.


Can you make your own Mermaid Island map? Use the word bank in resource pack to help you. What kind of things would a Mermaid need?
Remember to make a key.

 <p>Pull around and Push (along the ground). Up, (like a helicopter). Down-bump. Flick</p>	 <p>Down-bump. Back up. Push over. Pull in (along the ground) and hug the tree.</p>	 <p>Pull around and Push (along the ground).</p>	 <p>Pull around and Push (along the ground). Up, on-up. Down-bump. Flick</p>	 <p>Push across. Up, Pull around and Push (along the ground).</p>	 <p>Pull around. Down, on-down and Pull around (to catch the fish). Push a line across.</p>	 <p>Pull around and Push (along the ground). Up, Down, on-down and Pull around (to catch the fish).</p>
 <p>Down-bump. Back up. Push over. Down-bump. Flick</p>	 <p>Down-bump. Flick (the water off). -pen off- Put on a dot.</p>	 <p>Down, on-down and Pull around (to catch the fish). Put on a dot.</p>	 <p>Down-bump. -pen off- Slide in. Slide out.</p>	 <p>Down-bump. Flick (the water off).</p>	 <p>Down-bump. Back up. Push over. Down-bump. Back up. Push over. Down-bump. Flick</p>	 <p>Down-bump. Back up. Push over. Down-bump. Flick</p>
 <p>Pull around and Push (along the ground). On round and tiny Flick</p>	 <p>Down, on-down. Back up. Push the cobwebs off. Pull in and hug the tree.</p>	 <p>Pull around and Push (along the ground). Up, Down, on-down and Flick (out the leaves).</p>	 <p>Down-bump. Back up. Push over.</p>	 <p>Pull around and Push. Pull back (along the ground).</p>	 <p>Down-bump. Flick (the water off). -pen off- Push a line across.</p>	 <p>Down. Push (along the ground). Up, Down-bump. Flick (the water off).</p>
 <p>Slide down. Slide up.</p>	 <p>Slide down. Slide up. Slide down. Slide up.</p>	 <p>Slide down. -pen off- Slide down.</p>	 <p>Down. Push along the ground. Up. Down, on-down and Pull around (to catch the fish).</p>	 <p>Push across. Slide down. Push across.</p>		
						

Wednesday 6th January 2021

What would you call your candy
island?

What is on your island e.g.
lollipop trees



Aa Bb Cc Dd Ee Ff Gg Hh Ii Jj Kk Ll Mm Nn Oo Pp Qq Rr Ss Tt Uu Vv Ww Xx Yy Zz



Key:










Thursday 7th January 2021

Word bank - curriculum



rocks



lake



cave



tree



volcano




dragon

Friday 8th January 2021

Word bank - curriculum

What kind of things could be on the Mermaid Island map?



rocks



mermaid



shell



whirlpool



danger