

English

Key Text: The Colour Monster by Anna LLenas

1 - read and enjoy the story

😊 Can you keep a diary of your day and how you are feeling?

2 - Listen to the story

<https://www.youtube.com/watch?v=Ih0iu80u04Y>

3 - Find different words that mean happy, sad and cross.

Spellings

Follow the spellings for the week already shared in your Learning Log.

Challenge - can you write a sentence using each word?

Learn the alphabet— letter names

<https://www.youtube.com/watch?v=XC6wQQHo8uU>

a b y w e d



# Home Learning Newsletter

## The Colour Monster

Write a letter to someone you can't see at the moment.



Can you design your own colour monster? What different emotions and colours will you choose to represent how you feel?

Can you write a story about your colour monster?

Can you create a fact file all about you?

How have you changed over time?

MathsTime

Count around the hours on the clock

<https://www.youtube.com/watch?v=UvcqVGEMGbY>

Can you make a map of your day using time to show us the order?

CountingChallenge

Can you count to 30 forwards and backwards?

Can you count on or back from any number?  
Can you count in 2s to 20? (forwards and back!)

Maths Learning

Practice writing your numbers to 10

1 2 3 4 5 6 7 8 9 10

Adding and subtracting within 10

ScienceElectricity

What can you find at home that uses electricity?

Can you sort the things you find onto the attached Venn diagram to show what uses mains electricity and what uses batteries?



Aa Bb Cc Dd Ee Ff Gg Hh Ii Jj Kk Ll Mm Nn Oo Pp Qq Rr Ss Tt Uu Vv Ww Xx Yy Zz

# Timetable

Monday

Tuesday

Wednesday

Thursday

Friday

## English

Spellings  
Fiction Comprehension  
Wake Up Time on Bumble  
Farm — read text and  
answer questions using the  
text to help you.

Read the story of the Colour  
Monster.  
Write a recount of your day  
thinking about how you feel  
and why?

Re-read the Colour Monster.  
Can you find different  
words for sad and happy?  
Challenge - What other  
words can you find for  
different feelings / emotions

Re— read the Colour Monster.  
Can you write a story about  
your Colour Monster?

SpellingTest  
Non-Fiction Comprehension  
Bats — read text and an-  
swer questions using the text  
to help you.

## Mathematics

Flashback 4  
Addition within 10  
See Maths resource file

Flashback 4  
Subtraction within 10  
See Maths resource file

Flashback 4  
Addition and Subtraction  
within 10  
See Maths resource file

Flashback 4  
Addition - adding 3  
numbers  
See Maths resource file

Flashback 4  
Subtraction - subtracting  
two numbers  
See Maths resource file

## Curriculum







































Create a fact file all about  
you.  
Look at pictures of you as a  
baby, how have you  
changed?

Create a map of your day.  
Can you show things in  
chronological order and  
maybe include some times.

**Art**  
Design your own Colour  
Monster.  
What colour is he / she for  
each feeling and do they

**Correspondence**  
Write a letter to someone you  
can't see at the moment

**Science**  
Electricity see newsletter.  
Venn diagram slide 6

 <p>Pull around and Push (along the ground). Up, (like a helicopter). Down-bump. Flick.</p>	 <p>Down-bump. Back up. Push over. Pull in (along the ground) and hug the tree.</p>	 <p>Pull around and Push (along the ground).</p>	 <p>Pull around and Push (along the ground). Up, on-up. Down-bump. Flick.</p>	 <p>Push across. Up, Pull around and Push (along the ground).</p>	 <p>Pull around. Down, on-down and Pull around (to catch the fish). Push a line across.</p>	 <p>Pull around and Push (along the ground). Up, Down, on-down and Pull around (to catch the fish).</p>				
 <p>Down-bump. Back up. Push over. Down-bump. Flick.</p>	 <p>Down-bump. Flick (the water off). -pen off- Put on a dot.</p>	 <p>Down, on-down and Pull around (to catch the fish). Put on a dot.</p>	 <p>Down-bump. -pen off- Slide in. Slide out.</p>	 <p>Down-bump. Flick (the water off).</p>	 <p>Down-bump. Back up. Push over. Down-bump. Back up. Push over. Down-bump. Flick.</p>	 <p>Down-bump. Back up. Push over. Down-bump. Flick.</p>				
 <p>Pull around and Push (along the ground). On round and tiny Flick.</p>	 <p>Down, on-down. Back up. Push the cobwebs off. Pull in and hug the tree.</p>	 <p>Pull around and Push (along the ground). Up, Down, on-down and Flick (out the leaves).</p>	 <p>Down-bump. Back up. Push over.</p>	 <p>Pull around and Push. Pull back (along the ground).</p>	 <p>Down-bump. Flick (the water off). -pen off- Push a line across.</p>	 <p>Down. Push (along the ground). Up, Down-bump. Flick (the water off).</p>				
 <p>Slide down. Slide up.</p>	 <p>Slide down. Slide up. Slide down. Slide up.</p>	 <p>Slide down. -pen off- Slide down.</p>	 <p>Down. Push along the ground. Up. Down, on-down and Pull around (to catch the fish).</p>	 <p>Push across. Slide down. Push across.</p>	<table border="1"> <tbody> <tr> <td data-bbox="1585 1173 1877 1353">  </td> <td data-bbox="1877 1173 2181 1353">  </td> </tr> <tr> <td data-bbox="1585 1353 1877 1520">  </td> <td data-bbox="1877 1353 2181 1520">  </td> </tr> </tbody> </table>					
										
										

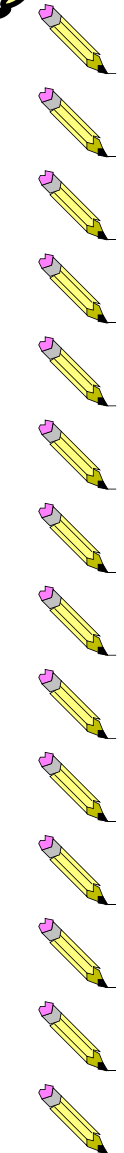



What words can you find different words that mean the same thing (synonyms) as:

happy

sad

angry

Aa Bb Cc Dd Ee Ff Gg Hh Ii Jj Kk Ll Mm Nn Oo Pp Qq Rr Ss Tt Uu Vv Ww Xx Yy Zz



Handwriting practice lines consisting of seven horizontal lines. The first line is solid black. The next five lines are solid black with a dashed midline. The final line is solid black.

Diary Entry

Sorting electrical items.

