





### Year 3 timetable 8<sup>th</sup> – 12<sup>th</sup> February 2021

	Monday 8 <sup>th</sup> February	Tuesday 9 <sup>th</sup> February	Wednesday 10 <sup>th</sup> February	Thursday 11 <sup>th</sup> February	Friday 12 <sup>th</sup> February
English	Look at the new spellings for the week using the Look, cover, write sheet attached. Can you use these words in a sentence? What does each word mean?	Look at the first Mrs Wordsmith word – what do you think it means? Can you use it in a sentence? What other words can you think of that mean the same? (synonym)	Look at the second Mrs Wordsmith word – what do you think it means? Can you use it in a sentence? What other words can you think of that mean the same? (synonym)	Look at the third Mrs Wordsmith word – what do you think it means? Can you use it in a sentence? What other words can you think of that mean the same? (synonym)	Get an adult or older brother or sister to test you on your spellings.
	<b>Grammar</b> There is a grammar activity set on Education City today. Please log in and complete. There is also an activity sheet you can complete.	<b>Handwriting</b> Practise your spellings through handwriting – you don’t need to use the sheet it can be straight into your books.	<b>Grammar</b> There is a grammar activity set on Education City today. Please log in and complete. There is also an activity sheet you can complete.	<b>Handwriting</b> Use the 3 Mrs Wordsmith words and write them 5 times each and then a sentence for each word.	<b>Grammar</b> Complete the GPS Quiz 
	Throughout this week we will write an adventure story based upon the ‘Melting River’ image we used last week. Today we will explore what an adventure story needs.  Use the example adventure story to unpick the features.	We will look again at the image ‘Melting River’ and start to plan our own adventure story.  Use the PowerPoint and choose which planning format you wish to use.	Over the next 2 days you will use your plan to write your Adventure Story. Use the PowerPoint and all the resources including word mats to support your writing.  Remember your capital letters, full stops, commas, exclamation marks, question marks and inverted commas (for speech). Try to add in some of the Year 3/4 common exception words and write in paragraphs. 	Reading Comprehension – read the text carefully and answer the questions provided.	

Maths	Complete the flash back 4 and daily arithmetic	Complete the flash back 4 and daily arithmetic	Complete the flash back 4 and daily arithmetic	Complete the flash back 4 and daily arithmetic	Complete the 10-question arithmetic
	Count money (Pence) Year 2 recap <a href="https://vimeo.com/49734367">https://vimeo.com/49734367</a> <u>4</u>	Count money (pounds) Year 2 recap <a href="https://vimeo.com/49734424">https://vimeo.com/49734424</a> <u>1</u> 	Pounds and pence <a href="https://vimeo.com/49734558">https://vimeo.com/49734558</a> <u>7</u> Support link <a href="https://vimeo.com/47130783">https://vimeo.com/47130783</a> <u>1</u> (Year 2 count money notes and coins)	Convert pounds and pence <a href="https://vimeo.com/49794263">https://vimeo.com/49794263</a> <u>4</u> Support link <a href="https://vimeo.com/47305185">https://vimeo.com/47305185</a> <u>6</u> (Year 2 select money)	Add money <a href="https://vimeo.com/49828631">https://vimeo.com/49828631</a> <u>8</u> Support link <a href="https://vimeo.com/47981562">https://vimeo.com/47981562</a> <u>3</u> (Year 2 find the total)
Daily read	Echo read (you should be able to use the recording on the slide to do this) Answer the questions related to vocabulary.	Echo read Answer the question on the text on retrieval and finding key details form the text.	Echo read Summarising and sequencing events	Echo read Using inference	Echo read Identify word choices
Reading	Now we are using Class Dojo we would like you to record yourself reading. This can be a few pages or a chapter of a book you are reading at home at the moment. Please record this on Class Dojo at some point throughout the week 				

Curriculum	<p><b>Science</b></p> <p>How can we see a magnetic field?</p> <p><a href="https://classroom.thenational.academy/lessons/how-can-we-tell-if-a-material-is-magnetic-or-not-cmtpar?activity=video&amp;step=2&amp;view=1">https://classroom.thenational.academy/lessons/how-can-we-tell-if-a-material-is-magnetic-or-not-cmtpar?activity=video&amp;step=2&amp;view=1</a></p> <p>If you have a magnet at home that is brilliant if not don't worry.</p>	<p><b>PE</b></p> <p>Find a PE with Joe session for today's PE lesson</p> <p><a href="https://www.youtube.com/playlist?list=PLyCLOPd4VxBuS4UeyHMccVAjpWaNbGomt">https://www.youtube.com/playlist?list=PLyCLOPd4VxBuS4UeyHMccVAjpWaNbGomt</a></p> <p>If you are unable to access the internet go into your garden and do some exercises or go for a walk with your family.</p>	<p><b>RE</b></p> <p>The Synagogue</p> <p>Use the PowerPoint to learn about the Inside of the Synagogue.</p> <p>Use the following link to find out about the Synagogue</p> <p><a href="https://www.bbc.co.uk/bitesize/clips/z834wmn">https://www.bbc.co.uk/bitesize/clips/z834wmn</a></p> <p>Complete the activity at the end of the PowerPoint and design a stained-glass window for a Synagogue</p>	<p><b>Curriculum</b></p> <p>Today you will do some research on Isambard Kingdom Brunel.</p> <p><a href="https://www.theschoolrun.com/homework-help/isambard-kingdom-brunel">https://www.theschoolrun.com/homework-help/isambard-kingdom-brunel</a></p> <p><a href="https://kids.kiddle.co/Isambard_Kingdom_Brunel">https://kids.kiddle.co/Isambard_Kingdom_Brunel</a></p> <p><a href="https://www.bbc.co.uk/teach/class-clips-video/true-stories-isambard-kingdom-brunel/zjrtvk7">https://www.bbc.co.uk/teach/class-clips-video/true-stories-isambard-kingdom-brunel/zjrtvk7</a></p> <p>Use the links above or the fact sheet to gather information on him. Why is he important to our topic?</p> <p>Then create a Fact File about his life and achievements.</p>	<p><b>PSHE</b></p> <p>Take a look at your garden designs from last week.</p> <p>You need to imagine you are planning an event to open your garden for the person/people you designed it for.</p> <p>How might you advertise your garden?</p> <p>Can you create a poster to advertise it or maybe a speech? This can be uploaded and shared with us on Class Dojo.</p> 
	<p><b>Music</b></p> <p><a href="https://classroom.thenational.academy/lessons/exploring-3-beats-in-a-bar-ccukcc">https://classroom.thenational.academy/lessons/exploring-3-beats-in-a-bar-ccukcc</a></p> <p>Use the link to explore using 3 beats in a bar</p>	<p><b>INTERNET SAFETY DAY</b></p> <p>This year's theme: 'An internet we trust: exploring reliability in the online world.'</p> <p>Follow the slides to explore this idea</p> <p><a href="https://vimeo.com/481316945">https://vimeo.com/481316945</a> (Slide 6 video)</p> <p>If you have time create an internet safety poster.</p>	<p><b>Curriculum</b></p> <p>Take a look at the image. Who do you think it is? When was the picture taken? What is he doing? Why is he important?</p> <p>Are there any clues in the image that tell you who he is?</p> <p>Write your ideas around the picture.</p> 	<p><b>PE</b></p> <p>Alphabet Fitness – Use the sheet to spell out different words using the alphabet. Try spelling your name, your friends name, your dog's name or you could practise your spellings.</p>	<p>Weekly Quiz – following the attached link complete your weekly quiz linked to the learning you have completed this week.</p>