












Tuesday 9th February is Safer Internet Day. See this day's curriculum lesson for some ideas and information around internet safety.

Week 6	Monday 8 th February	Tuesday 9 th February	Wednesday 10 th February	Thursday 11 th February	Friday 12 th February
Maths Check out the home learning section on the school website for extra challenges. Don't forget to find some time to practise your times tables!	<p>Divide 2-digits by 1-digit</p> <p>https://vimeo.com/497936690</p> <p>Watch the video (or go through the PowerPoint for an explanation) then have a go at the worksheet.</p> <p>If you want an alternative to the worksheet, try writing your own 2-digit by 1-digit word problems that can be solved using short division. Don't forget to show how you would solve them!</p>	<p>Divide 3-digits by 1-digit</p> <p>https://vimeo.com/497992648</p> <p>Watch the video (or go through the PowerPoint for an explanation) then have a go at the worksheet.</p> <p>If you want an alternative to the worksheet, try writing your own 3-digit by 1-digit word problems that can be solved using short division. Don't forget to show how you would solve them!</p>	<p>Correspondence problems</p> <p>https://vimeo.com/498265698</p> <p>Watch the video (or go through the PowerPoint for an explanation) then have a go at the worksheet.</p> <p>If you want an alternative to the worksheet, try creating a menu for your own imaginary restaurant that specialises in a particular food e.g. pizza or ice cream. You will need a list of pizza bases or ice cream flavours, and a list of toppings. How many combinations are there?</p>	<p>What is area?</p> <p>https://vimeo.com/499229510</p> <p>Watch the video (or go through the PowerPoint for an explanation) then have a go at the worksheet.</p> <p>If you want an alternative to the worksheet, try drawing as many shapes as you can with different areas, cut them out and order them by how large their area is.</p>	<p>Counting squares</p> <p>https://vimeo.com/500381471</p> <p>Watch the video (or go through the PowerPoint for an explanation) then have a go at the worksheet.</p> <p>If you want an alternative to the worksheet, try cutting out some squares and making different shapes out of them. Imagine that each square represents 1cm^2. What is the area of each shape?</p> 
English	<p>Today, you will be writing the 'William's Invention' paragraph of your biography on William Kamkwamba. Make sure you include:</p>	<p>You will be writing the 'Current Work' section of your biography. Try to include:</p> <ul style="list-style-type: none"> fronted adverbials 	<p>Look back through your entire biography. Find one sentence to up-level, one spelling to check and one punctuation or grammar</p>	<p>Publish your biography in your neatest joined handwriting. You might want to add a picture of William Kamkwamba with a caption.</p>	<p>Read the information about electricity and answer the questions. Don't forget to use your skim and scan skills, and underline key words to help you.</p>

	<ul style="list-style-type: none"> • description • fronted adverbials • conjunctions <p>Use the WAGOLL to help you.</p>	<ul style="list-style-type: none"> • pronouns (e.g. he or Mr Kamkwamba) to avoid repetition of names. • expanded noun phrases <p>Use the WAGOLL to help you.</p>	<p>mistake to correct in each paragraph.</p>		<p>The document for this lesson is several pages long. Only print the pages that you need. The star rating at the bottom of the page is the challenge level. 1 star is the easiest and 3 stars is the hardest. For each level there is a text, questions and answers.</p>
Curriculum	<p>Science: Make a poster about everything that you have learnt about electricity so far. Your poster will need to be colourful, eye catching and have plenty of pictures and information.</p> 	<p>Computing: This is Ziggy the alien.</p>  <p>Ziggy has just landed on planet Earth and doesn't know anything about keeping safe on the internet. Can you make a leaflet/fact sheet for him about how to stay safe? You might also want to check the social media age restrictions including on our home learning page to make sure you're using the internet responsibly.</p>	<p>PE: Play the Whack-a-Mole game by yourself or with a family member.</p> <p>Music: Follow the link for the next lesson in rhythm.</p> <p>https://classroom.thenational.academy/lessons/reading-simple-rhythms-c5h3ad</p> <p>If you do not have internet access, practise making your own rhythms by clapping/stomping. You could record yourself.</p>	<p>RE: Look at the information about ahimsa. Ahimsa is a principle that is very important for people who practise Hinduism. Look at the information about ahimsa and then use the sheet to write down some different ways the Hindus might try to follow ahimsa in their daily life.</p> <p>PSHE: Last week we learnt about coping with our feelings. Disappointment is a feeling that we need to know how to cope with. Look at the scenario cards where children might be feeling disappointed. Can you give them some advice about how to deal with their disappointment?</p>	<p>PE: Play the Kings and Emperors game by yourself or with a family member.</p> <p>Art: Giacomo Balla's style of art is called Futurism. Look at the other examples of futurist art and create your own piece in a similar style.</p>

Year 4 remote learning

Powerful words	<p>Your words for this week are: Apprehensive, radiant, gleaming You could try to find out their definitions and use them in a sentence. Don't forget to also use them in your writing this week!</p>				
Reading	<p>Using the same extract for the whole week, complete each day's activities.</p> <p>Day 1 Play skim and scan with a parent or sibling. Choose words for each other to find.</p>	<p>Day 2 Summarise the extract in your own words and write your summary in your remote learning book.</p>	<p>Day 3 Underline 3 words that you're not sure about and find out their meaning using a dictionary or the internet.</p>	<p>Day 4 Answer Q1 next to the text.</p>	<p>Day 5 Answer Q2 next to the text.</p>
Spelling	<p>Practise the following spellings this week.</p> <p style="text-align: center;">Girls', boys', babies', parents', teachers', women's, men's, children's, people's</p> <p>The spelling pattern is the apostrophe for possession. Where the noun ends in an s (usually because it is plural), you just add an apostrophe. If the noun does not end in an s, then you need to add 's.</p>				
Handwriting	<p>Practise your powerful words and spellings for this week in your neatest joined handwriting. Remember not to join capital letters, and that some letter such as z and x are better left unjoined. You can also practise your kinetic letters poses at home if you want to.</p> <div style="display: flex; justify-content: space-around; align-items: center;"> <div style="text-align: center;"> <p>Gorilla</p>  </div> <div style="text-align: center;"> <p>Stone Lion</p>  </div> <div style="text-align: center;"> <p>Meerkat</p>  </div> <div style="text-align: center;"> <p>Penquin</p>  </div> <div style="text-align: center;"> <p>Lizard</p>  </div> </div>				
Story	<p>https://www.booksfortopics.com/storytime-online-7-9 Choose a story from this website to have it read to you by the author. All you need to do is scan the QR code and then sit back and listen! Don't forget to look out for the daily KS2 story!</p>				
Mental Wellbeing	<p>Use the back page of your remote learning book as a gratitude journal. Each day, write down one thing that you are thankful for. When you are having a bad day, it can be helpful to sit and reflect on things that you are thankful for. In school, we will also be completing a 'What Went Well' slip at the end of each week with something that we are proud of from the week. You are welcome to join in at home too!</p>				

Year 4 remote learning