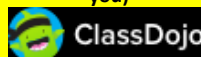

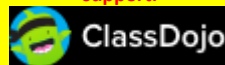
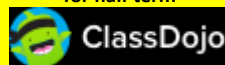


HOME LEARNING TIMETABLE W/C MONDAY 8th FEBRUARY

	8:40 - 9:00	9:00 – 9:30	9:30 – 10:30		10:4 5 – 11:0 0	11:00 – 12:15		1:10 – 2:10	2:10 – 3:30	
Monday 8th	Mindful activities – puzzles, colouring, challenges etc	LESSON 1 Daily read and Arithmetic	LESSON 2 MATHS Forming equations https://vimeo.com/502633670	10:30 – 10:45 Playtime	Reading for pleasure – choose a book that you have at home, spend some time reading it! Make predictions, consider character's actions and evaluate what happens in each chapter.	LESSON 3 ENGLISH Listen to chapter 10 And 11 (and make sure that you do!!) Complete the vocab task powerpoint	12:00 – 1:00 Lunchtime	LESSON 4 GAPS Complete word search	LESSON 5 Maths Problem Solving (worksheet) Finding values of x and y (make sure you fill in the x- table grid on the sheet to help you) 	LESSON 6 Earthquakes Follow the powerpoint and create a fact file about earthquakes
Tuesday 9th2nd		LESSON 1 Daily read and Arithmetic	LESSON 2 MATHS One-step equations https://vimeo.com/502634894			LESSON 3 ENGLISH Activity Character description How has Ashley changed? Check the powerpoint for support		LESSON 4 GAPS Semi-colons Worksheet	LESSON 5 PE Northants Sport Week 3: Boccia https://www.northamptonshire.org/week-3-boccia	LESSON 6 COMPUTING Internet safety day This Lesson has been set as a 2Do on PURPLE MASH
Wednesday 10th		LESSON 1 Daily read and Arithmetic	LESSON 2 MATHS Two-step equations https://vimeo.com/503005898 			LESSON 3 ENGLISH Listen to chapter 12 Finish Plan book review Check the powerpoint for hints and tips		LESSON 4 Science and Technology Choose either or both! Make an earthquake Make a tsunami Refer to the instructions on the powerpoints (Have a go at the maths equation too if you dare!)		LESSON 5 PE Wk3 PE Hub Challenge cards
Thursday 11th		LESSON 1 Daily read and Arithmetic	LESSON 2 Maths Double lesson Pairs of values 1 https://vimeo.com/502664420 Pairs of values 2 https://vimeo.com/503100955			LESSON 3 English Write and publish Final review. Use the checklist provided in additional support. 		LESSON 4 Curriculum The 2010 earthquake in Haiti Watch the powerpoint and choose one or more tasks to complete	LESSON 5 Haiti art Look at the powerpoint to discover and question a Haitian artist's response to the earthquake	
Friday 12th		LESSON 1 Reading Comprehension	LESSON 2 Arithmetic test (5)			LESSON 3 English Spike Milligan poem to learn for well-being https://childrens.poetryarchive.org/poem/on-the-ning-nang-nong/ We'd love to see your performances as a bit of fun for half term 		LESSON 4 Science The Theory of Evolution. Watch the Horrible Histories clip https://www.youtube.com/watch?v=Pt2gHpgfZNA then tackle the work on the powerpoint	LESSON 5 Music Look at the powerpoint for today's music lesson all about Haiti	

Q
ui
z

