




	Monday	Tuesday	Wednesday	Thursday	Friday
Handwriting	Start everyday by practising your handwriting. In the additional resources section, you will find a poem to copy in your best handwriting. Spend 5-10 minutes on this daily.				
GPS	Spellings	Hot and Spicy	Eggy Sounds	Intense Sports	Spelling Test
English	We are going to be reading a new book all about exploring the world! You were great explorers last term. Listen to the PowerPoint and answers the questions here. https://forms.office.com/Pages/ResponsePage.aspx?id=0hHKVcDTmkKIMXflxCbIC49qySfw76FHINn5qf7-FGxUQkRHOUYSTFBTjBDRkINWTYirkZU0xUUC4u	Wow! Marcella Golan, the Author of our new book, has sent us a message. Watch her video and begin your research. We have given you some questions to help.	Marcella's book rhymes. Use the attached sheet to come up with your own rhyming words to help you tomorrow when writing your page for Marcella's book.	Today we are going to use what we have researched to write our own page for Marcella's book. Use the same format that she uses. We have attached a template for you to follow.	Today you are going to publish the page for Marcella's book. Use lined or plan paper to publish your writing and include your illustrations from yesterday. 
Break					
Arithmetic	https://www.timestables.co.uk/number-diving.html	https://www.timestables.co.uk/happy-burger.html	https://www.timestables.co.uk/times-tables-shooting.html	https://www.timestables.co.uk/rally.html	https://www.timestables.co.uk/times-tables-cat.html
Maths	Over the next few weeks we are going to be learning all about different 2D and 3D shapes. Can you match the different shapes to their labels in the attached booklet? You can use the word mat in the Additional Resources folder to help! https://vimeo.com/506145944	Today we would like you to make some shapes. You could draw around objects in your home to make 2D shapes. You could use Lego or things from home to build 3D shapes. Can you name the shapes? Have a look at the video to help you.  https://vimeo.com/506146009	Look back at your 2D shapes word mat. Does a triangle have more or less sides than a square? What about a rectangle? Count them and check. Then work through your booklet, taking your time when counting to make sure you're correct. https://vimeo.com/506146067	Can you remember what a vertex is? You will be counting them on different shapes today. Can you find a shape that has more vertices than a hexagon? Use your shape mats to help. https://vimeo.com/506146126	What fantastic work you have been doing this week! We are so impressed! Now you know how many sides a triangle has, can you draw one? Don't forget to use your ruler! Then work your way through the booklet, drawing all different shapes. Make sure you have sharpened your pencil. https://vimeo.com/506146175
Break					

Curriculum	<p>RE – This term we are going to be learning about Jesus Christ. The stories of Jesus can be found in a holy book called the Bible. This religion is called Christianity. Listen to the PowerPoint all about Miracles and then draw a picture of your favourite one!</p>	<p>PSHE – This half term we are learning how to stay healthy. Can you help Jigsaw to maintain healthy habits? Look at the scenarios on the sheet and give Jo some advice.</p> 	<p>Art – Practise drawing cartoons ready to illustrate your book page tomorrow.</p> <p>https://www.youtube.com/watch?v=enDTAzOrH4AM</p> <p>https://www.youtube.com/watch?v=MwDAo5hQC4w</p>	<p>Art – Look at the pictures of the Maasai. Create your own Maasai cartoon using the methods you learnt yesterday ready to put into your book page. Can you also draw Erica from the story?</p>	<p>Science – Listen to the PowerPoint presentation and then draw your own food chain. Can you draw a food chain for:</p> <ul style="list-style-type: none"> - The ocean - The desert - The rainforest - The arctic
Reading	<p>We are going to be reading a story together like we do in school – ‘echo reading’. Find the PowerPoint in the additional resources section. Listen to the sentence or phrase being read and then you echo it back. Each day there will be three questions for you to answer. You can tell your grown up the answers or you can write them down in your home learning book.</p>				

Additional Information

Every week we will be setting an activity on the #OVPSwellbeingboost You can find this here <https://www.oakleyvaleprimary.org/attachments/download.asp?file=1520&type=pdf>

We will be collating all the images together and posting them on Twitter. If you want to take part in this challenge then email your picture to ovpsyear2@oakleyvaleprimary.org by Friday or you can post them on Twitter @OakleyValePri using the hashtag #OVPSwellbeingboost. This week we would like you to complete **#79 Make a silly face**

We will also be introducing you to three new words to learn each week. You can learn how to spell them, learn what they mean, or even draw a picture for each word!

Content – in a state of peaceful happiness. **Exhilarate** – feel happy or excited. **Intrepid** – feeling no fear.

Weekly Mini-Quiz: <https://forms.office.com/Pages/ResponsePage.aspx?id=0hHKVcDTmkKIMXplxCbIC49qySfw76FHIIn5qf7-FGxURTM3Rkw2STdXVDVDV09TVIY4NUhaME9NRS4u>