


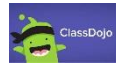





Year 3 timetable 22nd – 26th February 2021

	Monday 22 nd February	Tuesday 23 rd February	Wednesday 24 th February	Thursday 25 th February	Friday 26 th February
English	Look at the new spellings for the week using the Look, cover, write sheet attached. Can you use these words in a sentence? What does each word mean?	Look at the first Mrs Wordsmith word – what do you think it means? Can you use it in a sentence? What other words can you think of that mean the same? (synonym) 	Look at the second Mrs Wordsmith word – what do you think it means? Can you use it in a sentence? What other words can you think of that mean the same? (synonym)	Look at the third Mrs Wordsmith word – what do you think it means? Can you use it in a sentence? What other words can you think of that mean the same? (synonym)	Get an adult or older brother or sister to test you on your spellings.
	Grammar There is a grammar activity set on Education City today. Please log in and complete. There is also an activity sheet you can complete.	Handwriting Practise your spellings through handwriting – you don’t need to use the sheet it can be straight into your books.	Grammar There is a grammar activity set on Education City today. Please log in and complete. There is also an activity sheet you can complete.	Handwriting Use the 3 Mrs Wordsmith words and write them 5 times each and then a sentence for each word.	Grammar PiXL Grammar questions on Powerpoint slides
	This week we are using a ‘Let’s Go and Say Hello’ by Marcella Golan. The whole school is using her book as a focus for their English lessons this week. Today you need to watch the video clip (there is also a PDF of her book). She is setting you a task at the end linking the journey in the book at a river journey. Use the fact sheets or internet to research a River from one of the countries mentioned. Think about the people who live in that country and where a river journey may take them. Record your ideas in your Home Learning Book.	Today you need to use your imagination to think about a journey you might go on using the notes you made yesterday on a River from around the world. Remember to use your senses to add detail. What can you hear? What can you see? How do you feel? Think about why you are going on a journey (it could be similar to the story you’ve heard). Use the planning templates from before half term to think about your ideas. Think about who your character will be and where the story is set.	Over the next 2 days you will use your plan to write your Journey Story. Use the PowerPoint and all the resources including word mats to support your writing. Remember your capital letters, full stops, commas, exclamation marks, question marks and inverted commas (for speech). Try to add in some of the Year 3/4 common exception words and write in paragraphs.  Your finished stories will also be shared with Marcella Golan, the author of the book.	Reading Comprehension – read the text carefully and answer the questions provided.	

Maths	Complete the Fluent in 4 and daily arithmetic	Complete the Fluent in 4 and daily arithmetic	Complete the Fluent in 4 and daily arithmetic	Complete the flash back 4 and daily arithmetic	Complete the Flash Back 4 and 2, 5, 10 x tables missing number activity
	Subtract Money https://vimeo.com/49829737 <u>3</u> Find the difference https://vimeo.com/47981637 <u>9</u> (Year 2 support)	Giving change https://vimeo.com/49922794 <u>8</u> Find Change https://vimeo.com/47981682 <u>0</u> (Year 2 support)	End of Unit Assessment 	Make Tally Charts (Year 2 recap) https://vimeo.com/50037789 <u>1</u>	Draw pictograms (Year 2 recap) https://vimeo.com/50037999 <u>6</u> 
Daily read	Echo read (you should be able to use the recording on the slide to do this) Give/explain the meaning of words in context	Echo read Retrieve and record information / identify key details from fiction and non-fiction.	Echo read Summarise main ideas from more than one paragraph.	Echo read Make inferences from the text / explain and justify inferences with evidence from the text.	Echo read Predict what might happen from details stated and implied.
Reading	Now we are using Class Dojo we would like you to record yourself reading. This can be a few pages or a chapter of a book you are reading at home at the moment. Please record this on Class Dojo at some point throughout the week 				

Curriculum	Science	PE	RE	Computing	PSHE
	<p>How can we tell if a material is magnetic or not?</p> <p>https://classroom.thenational.academy/lessons/how-can-we-tell-if-a-material-is-magnetic-or-not-cmtpar</p> <p>If you have a magnet for the lesson then that is great but if not it is not essential.</p> 	<p>Find a PE with Joe session for today's PE lesson</p> <p>https://www.youtube.com/playlist?list=PLyCLOPd4VxBuS4UeyHMccVAjpWaNbGomt</p> <p>If you are unable to access the internet go into your garden and do some exercises or go for a walk with your family.</p>	<p>Shabbat</p> <p>Here are some links to find out about Shabbat. There is also a PowerPoint and fact sheet if needed.</p> <p>https://www.bbc.co.uk/bitesize/clips/zi9jxnb</p> <p>https://www.bbc.co.uk/bitesize/clips/zw4wmp3</p> <p>https://www.bbc.co.uk/bitesize/clips/zvtfk7</p> <p>What family traditions occur in your house? This could be birthdays, Christmas, weekends etc. They could be religious or not for example a tradition of playing a board game on a Saturday evening as a family.</p> <p>Are any of these similar to traditions of Shabbat?</p> <p>Record your ideas in your Home learning Books.</p>	<p>Coding</p> <ol style="list-style-type: none"> 1) Complete the Quiz first (2Do) There is vocab cards attached 2) Look at the flowchart example (2Do) This is an example of an algorithm for a program 3) Open Free code gibbon (2Do) and follow the attached instructions from number 7. 	<p>Healthy Me</p> <p>Being fit and healthy</p> <p>Use the slides for today to look at sports and activities and plan your own fitness challenge.</p>

	<p>Music</p> <p>Body percussion basics (Timbre)</p> <p>https://classroom.thenational.academy/lessons/body-percussion-basics-69j30t</p>	<p>Curriculum</p> <p>Look back at the information you gathered before half term on Isambard Kingdom Brunel.</p> <p>Watch the video clip of the Viaduct.</p> <p>What do you notice? Why was it built?</p> <p>Record your ideas in your Home Learning books.</p>	<p>Curriculum</p> <p>Look back at the video from the Viaduct.</p> <p>Look at some of the examples of technical bridge drawings.</p> <p>Recreate your own technical drawing of a bridge/viaduct.</p> <p>You could go for a walk to the viaduct and take some paper and draw it there if you are able to.</p> 	<p>PE</p> <p>Fitness #7 Animal Pentathlon (use the guide to help you)</p>	<p>Weekly Quiz – following the attached link complete your weekly quiz linked to the learning you have completed this week.</p> <p>https://forms.office.com/Pages/ResponsePage.aspx?id=0hHKVcDTmkK1MXflxCbIC5me8RwPjGVbvEEEafeGI4FUQ0tRMEFOVFhGWkg4Mk5UVjVGUEYyQzJKNy4u</p>
--	---	---	---	--	--