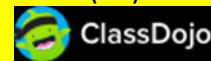
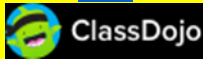

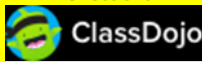


HOME LEARNING TIMETABLE W/C MONDAY 22nd FEBRUARY

	8:40 - 9:00	9:00 – 9:30	9:30 – 10:30	10:30 – 10:45 Playtime	10:4 5 – 11:0 0	11:00 – 12:15	12:00 – 1:00 Lunchtime	1:10 – 2:10		2:10 – 3:30	
Monday 22nd	Mindful activities – puzzles, colouring, challenges etc	LESSON 1 Daily read and Arithmetic	LESSON 2 MATHS Metric measures https://vimeo.com/504804646		LESSON 3 ENGLISH Reading Follow the PowerPoint and engage with the illustrations Listen to the first chapter (Before: Chapter One) AFTER you have read the PowerPoint https://youtu.be/45Exqpn1Zyo	LESSON 4 GAPS Spellings and Mrs Wordsmith Learn spellings and write sentences using the Mrs W words		LESSON 5 Maths Problem Solving Work out the fewest standard weights needed on the balance. (PDF) 	LESSON 6 Follow the PowerPoint What is the difference between weather and climate? Create a poster showing your understanding		
Tuesday 23rd		LESSON 1 Daily read and Arithmetic	LESSON 2 MATHS Convert metric measures https://vimeo.com/504804646 		LESSON 3 ENGLISH Follow the PowerPoint and complete a Tell ME grid	LESSON 4 GAPS Revise fronted adverbials and take the quiz https://www.bbc.co.uk/bitesize/topics/zwpp8mn/articles/zp937p3		LESSON 5 PE Northants Sport Cardio Fitness https://www.northamptonshiresport.org/week-4-cardio-fitness (Challenge card available as PDF)	LESSON 6 COMPUTING Check your 2Do on Purple Mash		
Wednesday 24th		LESSON 1 Daily read and Arithmetic	LESSON 2 MATHS Calculate with metric measures https://vimeo.com/504804646		LESSON 3 ENGLISH Follow the PowerPoint and create a character profile of Zoe Read Before: Chapter2 https://youtu.be/B-QsA94mSw8	LESSON 4 Curriculum Follow the PowerPoint Climate zones, biomes and where they are found. Mark on your map to show the areas discussed 		LESSON 5 PE PE Hub Challenge cards Session 4 Fitness PDF on website			
Thursday 25th		LESSON 1 Daily read and Arithmetic	LESSON 2 MATHS Double Maths Miles and Kilometres https://vimeo.com/505789895 Imperial measurements https://vimeo.com/506026189		LESSON 3 English Follow the PowerPoint and submit a piece of work that answers the questions and shows your personal reflections 	LESSON 4 Curriculum Please watch the videos from Oak Academy and complete the online quizzes https://classroom.thenational.academy/lessons/what-are-the-earths-biomes-6wrk2r https://classroom.thenational.academy/lessons/where-are-the-earths-biomes-6xjk4t		LESSON 5 RE Read the PowerPoint presentation about the festival of Tu B'Shevat and complete the display activity			
Friday 26th		LESSON 1 Reading Comprehension The Lost Boys Complete the comprehension on the PDF	LESSON 2 Arithmetic test (5b)		LESSON 3 English Follow the PowerPoint to listen to the next chapter (Then; Chapter One) and create some artwork - drawing the cathedral. https://youtu.be/tSap8FUQa_aA	LESSON 4 Science Darwin and Finches Follow the PowerPoint which has an activity and an experiment to carry out.		Q ui z			
Reading for pleasure – choose a book that you have at home, spend some time reading it! Make predictions, consider character's actions and evaluate what happens in each chapter.											