





Week 2	Monday 1 st March	Tuesday 2 nd March	Wednesday 3 rd March	Thursday 4 th March	Friday 5 th March
English	 <p>This work is set and expected to be completed on Class Dojo!</p> <p>Today you will be looking at nouns, adjectives, verbs and adverbs. Work through the PPT and then complete the activities set on the PPT.</p>	<p>Today you will be looking at determiners. Work through the PPT that details the different determiners we use and how to identify them. Then complete the activities set on the PPT.</p>	<p>Today you will be looking at parenthesis. Work through the PPT that details the different punctuation we use for parenthesis and complete the activities set on the PPT.</p>	<p>Today you will be looking at pronouns. Work through the PPT that details the different pronouns we use and how we use them and complete the activities set on the PPT.</p>	<p>Today you will be looking at relative clauses and you will be using the relative pronouns we looked at in yesterday's lesson. Work through the PPT complete the activities set on the PPT.</p>
Maths	<p>https://vimeo.com/509806730</p> <p>Today we will be carrying on our topic of Fractions! Today we will be looking at subtracting mixed number fractions. Once you have watched the video have a go at the attached worksheets! Once completed use the answers on the website to check your answers.</p>	 <p>This work is set and expected to be completed on Class Dojo!</p> <p>https://vimeo.com/509809639</p> <p>Today we will be looking at continuing our learning from yesterday as we look at subtracting fractions that break a whole number. Once you have watched the video have a go at the attached worksheets! Once completed use the answers on the website to check your answers.</p>	<p>https://vimeo.com/510610537</p> <p>Today we will be looking at subtracting 2 mixed numbers. Once you have watched the video have a go at the attached worksheets! Once completed use the answers on the website to check your answers.</p>	<p>https://vimeo.com/514249448</p> <p>Today we will be continuing looking at multiplying unit fractions by an integer. Once you have watched the video have a go at the attached worksheets! Once completed use the answers on the website to check your answers.</p>	<p>https://vimeo.com/514249638</p> <p>Today we will be carrying on at fractions. We will be looking at multiplying a non-fractions by an integer. Once you have watched the video have a go at the attached worksheets! Once completed use the answers on the website to check your answers.</p>
Curriculum	<p>Computing: You have been set computing work on Purple Mash. Log in and look in your 2dos to see what you will need to complete.</p>	<p>RE: https://classroom.thenational.academy/lessons/where-do-humanists-find-their-truth-6gw66d</p>	<p>D&T: https://classroom.thenational.academy/lessons/to-construct-nets-to-create-3d-shapes-75gk8c Today we will carry on looking at structures. In</p>	<p>Census Lesson! This is a Census Year! This is a count of all the people in England and Wales. It happens every 10 years. Today we will be looking at the Census as we look at Equality,</p>	 <p>This work is set and expected to be completed on Class Dojo!</p> <p>Topic: Today you will be recapping on what we already know about</p>

	<p>PE: Colour Spots! Make 4 colour spots by drawing around something circular and colour them in four different colours. Stick each colour spit onto a wall making a square with a spot at each corner. Have a quick practice by touching with your hand. Stand in front of the square and somebody else should call a colour for you to tap with your hand. Start slow and build up speed. Can you keep going without any mistake for 20 seconds? Challenge! Can you complete this when you start on all fours? Try tapping the colours with your right hand and your left hand. Can you stand straight and do tow taps instead of using your hand? Change the shape of the spots.</p>	<p>Today we will continue looking at where Humanists find their truth. We will be looking at different ways that Humanists find the truth and decide what to believe.</p> <p>PSHE: https://classroom.thenational.academy/lessons/money-money-money-61gked Today we are carrying on looking at the topic 'Money Matters'. In today's lesson we will look at why we have money and what is the point of it. We will also consider saving and why this is important. In this lesson you will need a cardboard box (you could use paper instead!) scissors glue or tape and a ruler.</p>	<p>today's lesson you will be looking at constructing nets to create 3D shapes. In today's lesson you will need some paper, scissors and some tape!</p> <p>Music: https://classroom.thenational.academy/lessons/body-percussion-basics-69j30t Today in Music you will be starting to look at the basics of body percussion.</p>	<p>representation and the Census. In this lesson you will explore the data about birthplace and ethnic diversity. You will be finding the Census data for Corby and look at the range of ethnicities.</p>	<p>the Victorian Era and the Industrial Revolution and we will be looking at seaside holidays.</p> <p>Work through the PPT and explore why holidays were now possible (Use your knowledge from last weeks topic lesson to help!) Look at adverts for holidays and discuss what they tell us and why they use a common slogan. Finally you will be comparing Victorian Seaside holidays to seaside holidays we have today.</p>
<p>Reading</p>	<p>Read the text extract from the book 'Street Child' then answer the 4 retrieval based questions.</p>	<p>Re-read the text extract from yesterday and then complete a shades of meaning! Using the words given order the words in order from the word you think is the most powerful to the word that is the least powerful then explain why you ordered them in that way.</p>	<p>Re-read the text extract from Monday and then answer the questions on the question sheet.</p>	<p>Re-read the text extract from Monday and then use your inference skills to say one thing you noticed and then explain what this could mean.</p>	<p>Re-read the text extract from Monday and then explain 3 key points that help you understand what the text is about, 2 key pieces of vocabulary that help you understand the text and 1 big idea from the text.</p>

Powerful Words (Vocabulary)	<p>Your words for this week are: Use the PPT slides (PDF File) to explore these words. <i>Bustling, Hectic and Quaint</i> In your remote learning books write the word, definition, Synonyms, Antonyms and Collocations of the word. Then write your new word in a sentence!</p>
Spellings	<p>Have a go at practicing this week's spellings and try testing yourself with them on Friday! Pause, Cause, Sauce, Fraud, Launch, Author, August, Applaud, Astronaut, Restaurant</p>
Arithmetic / Flashback 4	<p>Each day there is an arithmetic challenge alongside this there will be a mental maths challenge as well. Arithmetic - Monday - Thursday there are 3 arithmetic calculations and an additional challenge. On Friday there is a slightly longer arithmetic challenge where there are 10 questions to answer. Each day there is a small flashback 4 challenge resource for you to complete.</p>
Grammar and Punctuation	 <p>This work is set and is expected to be completed on Class Dojo!</p> <p>Have a go at the mini grammar and punctuation quiz!</p>
Friday Quiz	<p>After you have completed your learning on Friday complete this quiz to showcase your learning! https://forms.office.com/Pages/ResponsePage.aspx?id=0hHKVcDTmkK1MXflxCblC-IkSdR4AcBDoHdDVazj2TVURTM0RzM3MkxGUFIKUjdUQk81T09JWU5CUy4u</p>