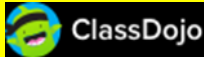
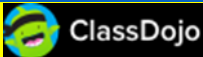
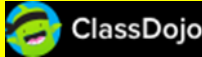


# HOME LEARNING TIMETABLE W/C MONDAY 1<sup>st</sup> March

	8:40 - 9:00	9:00 – 9:30	9:30 – 10:30		10:45 - 11:00	11:00 – 12:15		1:10 – 2:10	2:10 – 3:30
<b>Monday 1st</b>	Mindful activities – puzzles, colouring, challenges etc	Lesson One Daily read and Arithmetic	Lesson Two MATHS <b>Double lesson</b> area and perimeter <a href="https://vimeo.com/506226806">https://vimeo.com/506226806</a> <a href="https://vimeo.com/506227199">https://vimeo.com/506227199</a>	10:30 – 10:45 Playtime	Lesson Three ENGLISH Listen to the chapter, read the Powerpoint. What questions would you ask Zoe? Then: Chapter Two <a href="https://youtu.be/gSYfG3dPRFs">https://youtu.be/gSYfG3dPRFs</a>	12:00 – 1:00 Lunchtime	Lesson Four GAPS Spellings and Mrs Wordsmith Learn spellings and write sentences using the Mrs W words	Lesson Five Maths Problem Solving Weights workout pdf 	Lesson Six CENSUS Watch the assembly PPT and put your predictions into the table on the PDF
<b>Tuesday 2nd</b>		Lesson One Daily read and Arithmetic	Lesson Two MATHS Area of a triangle 1 <a href="https://vimeo.com/507596408">https://vimeo.com/507596408</a>		Lesson Three ENGLISH Listen to Then Chapter 3 AND 4 and answer the comprehension questions on the Powerpoint <a href="https://youtu.be/RBOKKgPTImo">https://youtu.be/RBOKKgPTImo</a> <a href="https://youtu.be/9EA6B2EBaPw">https://youtu.be/9EA6B2EBaPw</a>		Lesson Four PE Northants Sport  Virtual school games Gymnastics <a href="https://youtu.be/3nl2JA-JtQQ">https://youtu.be/3nl2JA-JtQQ</a>	Lesson Five COMPUTING  Check your 2Do on Purple Mash	
<b>Wednesday 3rd</b>		Lesson One Daily read and Arithmetic	Lesson Two MATHS <b>Double lesson</b> Area of a triangle 2 <a href="https://vimeo.com/507597205">https://vimeo.com/507597205</a> Area of a triangle 3 <a href="https://vimeo.com/507906973">https://vimeo.com/507906973</a>		Lesson Three ENGLISH Read the Powerpoint and write a letter of advice to Zoe (Link to Then: Chapter 5) <a href="https://youtu.be/iXZ2JiliuPw">https://youtu.be/iXZ2JiliuPw</a> 		Lesson Four Aral Sea Go through the powerpoint and do <b>task 1</b> (concept map).	Lesson Five PE The PE Hub Challenge card session 4 pdf	
<b>Thursday 4th</b>		Lesson One Daily read and Arithmetic	Lesson Two Maths Area of a parallelogram <a href="https://vimeo.com/508494691">https://vimeo.com/508494691</a>		Lesson Three English Read Then: Chapter 6 and read the Powerpoint in order to learn what makes an effective speech <a href="https://youtu.be/eEgBKfXsgTQ">https://youtu.be/eEgBKfXsgTQ</a>		Lesson Four More maths problem solving with measurement. Complete the PDF to make sure you are up to speed with measure before we return!	Lesson Five Aral Sea Return to Wednesday's powerpoint and continue with <b>task 2</b> (for and against/justification) 	

<p style="text-align: center;"><b>Friday 5th</b></p>		<p style="text-align: center;"><b>Lesson One</b> Arithmetic test (6a)</p>	<p style="text-align: center;"><b>Lesson Two</b> English Record your speech as Dooby</p> 			<p style="text-align: center;"><b>Lesson Three</b> Watch "The Sparticle Mystery". Can you compare and contrast this fictional drama with our novel Floodland?</p> <p style="text-align: center;"><a href="https://www.youtube.com/watch?v=3vwt5Vkr1TU">https://www.youtube.com/ watch?v=3vwt5Vkr1TU</a></p>		<p style="text-align: center;"><b>Lesson Four</b> "Let's Go and Say Hello"</p> <p style="text-align: center;">Watch the video on Class Dojo of Marcella reading her story and use the countries she mentions to research their man-made environmental problems. Create a table to show your findings. You will find an example on the website.</p>	<p style="text-align: center;"><b>Q u i z</b></p>
--	--	---	--	--	--	---	--	--	---