




**Year 3 timetable 1<sup>st</sup> – 5<sup>th</sup> March 2021**

	<b>Monday 1<sup>st</sup> March</b>	<b>Tuesday 2<sup>nd</sup> March</b>	<b>Wednesday 3<sup>rd</sup> March</b>	<b>Thursday 4<sup>th</sup> March</b>	<b>Friday 5<sup>th</sup> March</b>
<b>English</b>	Look at the new spellings for the week using the Look, cover, write sheet attached. Can you use these words in a sentence? What does each word mean?	Look at the first Mrs Wordsmith word – what do you think it means? Can you use it in a sentence? What other words can you think of that mean the same? (synonym)	Look at the second Mrs Wordsmith word – what do you think it means? Can you use it in a sentence? What other words can you think of that mean the same? (synonym)	Look at the third Mrs Wordsmith word – what do you think it means? Can you use it in a sentence? What other words can you think of that mean the same? (synonym)	Get an adult or older brother or sister to test you on your spellings.
	<b>Grammar</b> There is a grammar activity set on Education City today. Please log in and complete. There is also an activity sheet you can complete.	<b>Handwriting</b> Practise your spellings through handwriting – you don't need to use the sheet it can be straight into your books.	<b>Grammar</b> There is a grammar activity set on Education City today. Please log in and complete. There is also an activity sheet you can complete.	<b>Handwriting</b> Use the 3 Mrs Wordsmith words and write them 5 times each and then a sentence for each word.	<b>Grammar</b> PiXL Grammar questions on Powerpoint slides
	A or an?  Use the PowerPoint to revise using a or an as a determiner.  Once you've completed the PowerPoint there is a sheet to complete to demonstrate your understanding of a and an.  This can be written in your Home Learning Book.	Subordinate Clauses  Work through the PowerPoint to learn what a subordinate clause is. Remember a subordinate clause does not make sense on its own!  Then complete the activity sheets where you need to write your own subordinate clauses to complete the sentences.  These can be written in your Home Learning Book.	Present Perfect and Simple Past  Work through the PowerPoint which introduces the idea of the present perfect tense after revisiting the past tense.  Complete to attached activity on present perfect and simple past tense.	Word Families  Work through the PowerPoint to learn about Word Families and why they are important.  Complete the activity sheet using root words and what you have learnt about word families.  	Reading Comprehension – read the text carefully and answer the questions provided.
<b>Math</b>	Complete the flash back 4 and daily arithmetic	Complete the flash back 4 and daily arithmetic	Complete the flash back 4 and daily arithmetic	Complete the flash back 4 and daily arithmetic	Complete the Flash Back 4 and 3x, 4x, 8x tables missing number activity

	<p>Interpret Pictograms (Year 2 recap)</p> <p><a href="https://vimeo.com/50037801">https://vimeo.com/50037801</a> 9</p>	<p>Draw Bar Charts</p> <p><a href="https://vimeo.com/50167768">https://vimeo.com/50167768</a> 7</p> <p>For today's activity there is some Bar Chart template paper to use as you watch the video.</p> <p>You will need a dice for the activity at the end of the video. If you don't have a dice here is an online one you can <a href="https://www.online-stopwatch.com/chance-games/roll-a-dice/full-screen/">https://www.online-stopwatch.com/chance-games/roll-a-dice/full-screen/</a> or you can down a dice rolling app to a tablet/phone. (There is a Tally chart template attached)</p> 	<p>Bar Charts</p> <p><a href="https://vimeo.com/50233784">https://vimeo.com/50233784</a> 8</p> <p>Support lesson on Block Graphs</p> <p><a href="https://vimeo.com/50448541">https://vimeo.com/50448541</a> 3</p>	<p>Tables</p> <p><a href="https://vimeo.com/50233856">https://vimeo.com/50233856</a> 6</p>	<p>End of unit Quiz</p> 
Daily read	<p>Echo read (you should be able to use the recording on the slide to do this)</p> <p>Give/explain the meaning of words in context</p>	<p>Echo read</p> <p>Retrieve and record information / identify key details from fiction and non-fiction.</p>	<p>Echo read</p> <p>Summarise main ideas from more than one paragraph.</p>	<p>Echo read</p> <p>Make inferences from the text / explain and justify inferences with evidence from the text.</p>	<p>Echo read</p> <p>Identify / explain how information / narrative content is related and contributes to meaning as a whole.</p>
Reading	<p>Now we are using Class Dojo we would like you to record yourself reading. This can be a few pages or a chapter of a book you are reading at home at the moment. Please record this on Class Dojo at some point throughout the week. There is also book review template if you have finished a book. Would you recommend it to someone else?</p> 				

**Science**

Animals including Humans


Types of Nutrition

Use the PowerPoint for this lesson.

Use the sheet to label the food groups.

Find out about different Nutrients

At the end of the lesson record yourself on Class Dojo to tell us all about what you have learnt in 1 minute!

**PE**

Find a PE with Joe session for today's PE lesson

<https://www.youtube.com/playlist?list=PLYCLOPd4VxBuS4UeyHMccVAjpWaNbGomt>

If you are unable to access the internet go into your garden and do some exercises or go for a walk with your family.

**RE**

What is Prayer?

<https://www.bbc.co.uk/teach/class-clips-video/religious-studies-ks2-christian-prayer/zbjv92p>

Watch the BBC video about prayer.

Use the PowerPoint to look at Prayer.

Have a go at writing your own prayer using one of the templates provided.

**Computing**

Coding

Design and write a program

Follow the activity instructions and access the 2Dos on Purple Mash. There is a Story Board that can also be used to plan your design.

**PSHE**

Healthy Me


Listen to the song 'Make a Good Decision' and look at the words. What does it teach us about being healthy? Think back to this week's Science lesson.

Use the PowerPoint for the lesson.

Use the PSHE sheet and record foods that are healthy choices and less healthy choices.

Match the picture and amount of sugar cards.

What does this tell us about food?

<p><b>Music</b></p> <p>Exploring different sounds (Timbre)</p> <p><a href="https://classroom.thenational.academy/lessons/exploring-different-sounds-c9k3gc">https://classroom.thenational.academy/lessons/exploring-different-sounds-c9k3gc</a></p>	<p><b>Curriculum</b></p> <p>Look at the PowerPoint about different Bridge types. These websites also provide lots of useful information.</p> <p><a href="https://kids.kiddle.co/Suspension_bridge#:~:text=Suspended%20from%20two%20high%20locations,than%20other%20kinds%20of%20bridges.">https://kids.kiddle.co/Suspension_bridge#:~:text=Suspended%20from%20two%20high%20locations,than%20other%20kinds%20of%20bridges.</a></p> <p><a href="https://academickids.com/encyclopedia/index.php/Suspension_bridge">https://academickids.com/encyclopedia/index.php/Suspension_bridge</a></p> <p><a href="https://www.sciencekids.co.nz/sciencefacts/engineering/bridges.html">https://www.sciencekids.co.nz/sciencefacts/engineering/bridges.html</a></p> <p>In your books sketch a suspension bridge and label the parts/write facts about it around it.</p>	<p><b>Curriculum</b></p> <p>Look at the 2 images of bridges. What type of bridge are they?</p> <p>What is similar and different about them? Why was it built? Why was this type chosen?</p> <p>Is there anything you want to find out about them?</p> 	<p><b>PE</b></p> <p>Fitness #8 Jump Around (use the guide to help you)</p>	<p>Weekly Quiz – following the attached link complete your weekly quiz linked to the learning you have completed this week.</p> <p><a href="https://forms.office.com/Pages/ResponsePage.aspx?id=0hHKVcDTmkK1MXflxCbIC5me8RwPjGVbVvEEEafeGI4FUNVIPWEExME5OTjNYV0czUDhBTzJUWFk1MC4u">https://forms.office.com/Pages/ResponsePage.aspx?id=0hHKVcDTmkK1MXflxCbIC5me8RwPjGVbVvEEEafeGI4FUNVIPWEExME5OTjNYV0czUDhBTzJUWFk1MC4u</a></p>
---	---	---	--	--